


Table 1a: Screener Background / Socio-demographics

(b) (4)



(b) (4)



Table 1b: Screener Background / Socio-demographics.

(b) (4)




Table 2: Screener - Current Occupation and Previous TNP Survey Participation.

(b) (4)





Table 3: Screener - TNP Use.

(b) (4)



(b) (4)



(b) (4)





Table 4: Flavor of ZYN / Nicotine Strength of ZYN /Duration of Using ZYN®/ Proportion of ZYN Usage with 6 mg Nicotine Strength.

(b) (4)





(b) (4)

(b) (4)

(b) (4)



(b) (4)






Table 6: Compliance with ZYN Usage Instructions.

(b) (4)



Table 7: Reasons for ZYN Use.

(b) (4)



(b) (4)




(b) (4)





Table 8: Intention to Quit TNP.

(b) (4)



(b) (4)



(b) (4)



(b) (4)






Table 9: Impact on Usage of TNP if ZYN Were Never Available.

(b) (4)



(b) (4)



(b) (4)




(b) (4)





Table 10: Absolute Risk Attributed with TNP Use.

(b) (4)




(b) (4)





Table 11: Relative Risk Attributed to ZYN Use Compared with Current Use of TNP.

(b) (4)





(b) (4)



(b) (4)




(b) (4)





(b) (4)



(b) (4)



(b) (4)



Table 12: Relative Risk Attributed to Quitting All TNP Use, Except for ZYN®, Compared with Quitting All TNP Use.

(b) (4)





Table 13: Relative Risk Attributed to Adding ZYN Use to Current Use of TNP.


(b) (4)




(b) (4)



(b) (4)



(b) (4)





(b) (4)



(b) (4)

